




ENCLOSED TRACK WORKSTATION BRIDGE CRANES

Brochure Release Date - 10-01-2022

ISO 9001:2015 Registered

All specifications are subject to change without prior notice. To ensure that you have the most accurate information, please download the brochure in the Literature section on Spanco.com.

BRIDGE CRANE SELECTOR GUIDE




**Maximum capacities and dimensions listed above vary depending on the combination of the span, capacity, and trolley-clevis height selected. Additional custom capacities, spans, and options are available (except for Headerless Workstation Bridge Cranes and Monorails): please contact our Technical Sales Support Specialists at sales@spanco.com or call 800-869-2080.*

WHY SPANCO?

- 1** We manufacture the widest selection of pre-engineered workstation bridge cranes in America.
- 2** We are always willing and able to custom engineer crane solutions for your unique applications. Our business model readily handles *one-of-a-kind* design challenges.
- 3** Our engineers do comprehensive finite element analysis and destructive testing when required.
- 4** All of our enclosed track bridge cranes and monorails – including custom engineered models – meet or exceed standards set by:
 - ANSI B30.11 Standards for Monorails and Underhung Cranes
 - Monorail Manufacturers Association (MMA) MH27.2 Standard for Enclosed Track Underhung Cranes and Monorails Systems – Specifications
- 5** We deliver exceptional weld quality. In 2011, we earned AWS's prestigious Certified Welding Fabricator (CWF) designation for our comprehensive quality management systems that oversee our welding fabrication.
- 6** Our laser precision manufacturing assures you that your bridge crane will operate smoothly for years to come.
- 7** We've embraced ISO 9001:2015 quality standards as a means to monitor the quality of our products and interactions with customers, dealers, and reps.
- 8** All system proposals begin with an on-site evaluation of your material handling needs and expert recommendations by our trained Spanco dealers.
- 9** We engineer and manufacture a full portfolio of lifting solutions – from jib cranes to gantry cranes – so you can be assured that all of our system recommendations will be guided by your application's best interests.
- 10** Our bridge cranes are delivered on-time and in the most protective packaging in the crane industry.
- 11** Our dealers give you on-going, on-site technical support.
- 12** Our bridge cranes are backed by the best warranties in the industry: Ten years for all systems and two years for motorization components.
- 13** All standard Spanco Freestanding and Ceiling-Mounted Workstation Bridge Crane systems are designed to comply with IBC seismic requirements for use in all locations of the lower 48 states, including all parts of California and Oregon.



A 4,000-pound capacity Spanco Freestanding Bridge Crane carefully lifts and moves an expensive machined part.



A custom-engineered 2,000-pound capacity Spanco Freestanding Bridge Crane designed for a glass manufacturer.



17 Headerless Bridge Cranes and Monorails

Provide full lifting coverage and maximize the floor space in your garage, barn, or shop.

18 Monorails

Ideal for fixed-path production processes.
Install almost anywhere.

20 Bridge Cranes Components

Illustrated guide to standard components.

22 Support Systems

Freestanding and Ceiling-Mounted
support options for your Bridge Crane.

24 System Options

Expand, customize, and motorize your
lifting capabilities.

27 Warranties & Warnings

Our ten-year warranties are the best
in the business.

WORKSTATION BRIDGE CRANES

WHY USE WORKSTATION BRIDGE CRANES?

Add Overhead Crane Efficiency to Your Entire Production Line

Do your workers need to move heavy or large items from one work area to another? Are forklifts and conveyors proving to be too awkward, slow, or hazardous for these tasks?

With a Spanco® Workstation Bridge Crane, employees can move loads up to 4,000 pounds quickly and easily.

Our bridge cranes' rectangular-shaped coverage areas can handle a cluster of workstations, your entire production line, or even your entire building. Our bridge crane runways are designed with cantilevers on both ends to extend beyond the center of your last column or hanger and allow you to easily add on to your current system.

Eliminate manual lifting, empowering a single worker to move loads

Supplement or replace multiple jib cranes and/or forklifts

Provide smooth, lightweight, ergonomic movement

Design Factors

Nameplate bridge capacity represents the rated load on the hoist hook. The load rating of a hoist shall not exceed the bridge rating.

Spanco's design includes an allowance of 15% of nameplate capacity for dead weight of the trolley and hoist. An additional allowance of 25% of nameplate capacity is also included for impact.

Service Factors

All Spanco workstation cranes are designed for frequent usage as defined by the Monorail Manufacturers Association (MMA):

System or equipment is used where operational time is up to 100% of the work period, and lifted load is at 50% or below rated capacity.

System or equipment is used where operational time is less than 50% of work period, and lifted load is greater than 50% of rated capacity.

Applications involving vacuums, magnets, or other high-impact lifters are considered severe usage. See following page for more information.

Consult factory for usage other than moderate and all instances of high-cycle rates or high-impact applications.



An example of the enormous coverage area possible with Spanco Bridge Cranes. In this case, one freestanding system provides overhead lifting for virtually every workstation in the shop.



Nameplate Capacity

WORKSTATION BRIDGE CRANE REQUIREMENTS

High-Impact Lifting Systems Protocol

Applications involving vacuums, magnets, or other high-impact lifters are considered severe usage (continuous service) per the Monorail Manufacturers Association (MMA) and may require special design considerations. See below.

Electromagnet lifting systems require the system capacity to be derated by 50%.

Vacuum lifting systems that use an electric hoist never require the capacity to be derated.

Vacuum lifting systems that use vacuum hose trolleys require the system to be derated by 50% if the system has any of the following attributes. Please contact Spanco with any questions about the system attributes below.

- The operational time (system is in motion) is consistently greater than 50% of the work period and the lifted load is consistently greater than 50% of the rated capacity.
- The equipment performs more than lifts per hour.
- The average lift is 15 feet or more.

NOTE: Applications that exceed 40 lifts per hour can be problematic due to unusually high-cycle rates. If an application exceeds 40 lifts per hour, please provide as much information as possible about the lifting process and the item(s) being lifted.


Vacuum lifting systems that use vacuum hose trolleys and do not have any of the system attributes listed above do not require the system capacity to be derated.

System Requirements

All ceiling-mounted systems using drop rods require bracing provided by others to building steel for lateral and longitudinal stability. To achieve desired rigidity for an application, Spanco recommends consulting a professional engineer in your area to satisfy all local codes and ordinances.

All freestanding systems require four 3/4-inch diameter anchor bolts, provided by others, per column.

For all systems, hoists are not included and are provided by others.



A John Deere dealership replaced a jib crane and forklifts with a Spanco Ceiling-Mounted Bridge Crane that covers their entire service area.



A coupling manufacturer installed several 4,000-pound capacity Spanco Freestanding Bridge Cranes to allow workers to move heavy loads from one work area to another with precision and accuracy.

WORKSTATION BRIDGE CRANES

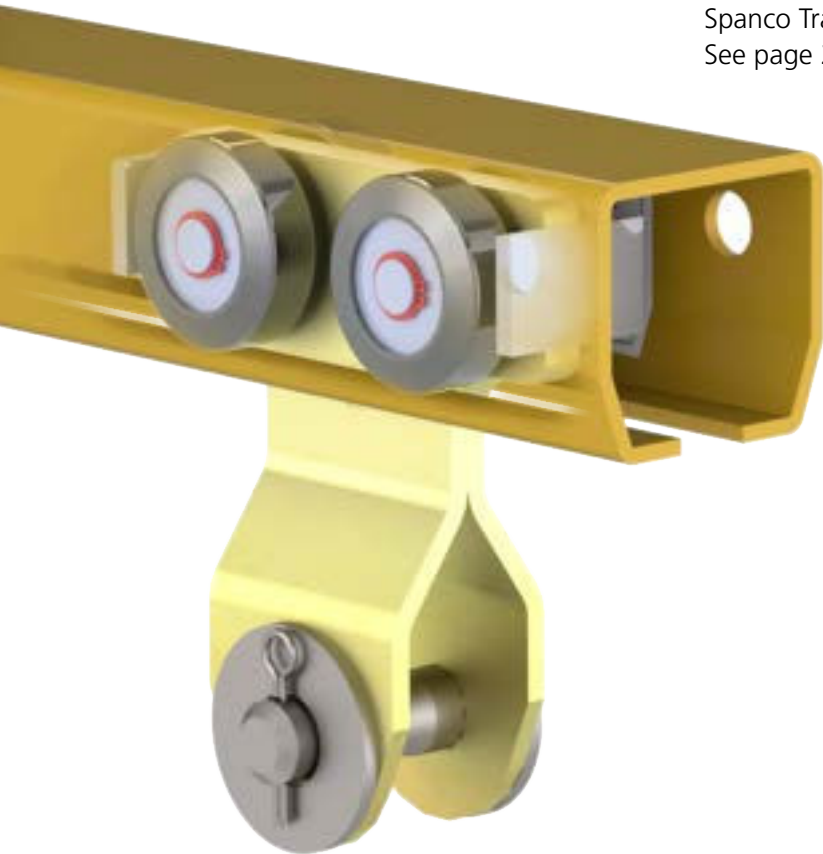
HIGH PERFORMANCE ENCLOSED TRACK

Three Times Easier to Operate

At the heart of our bridge cranes are our smooth-running trolleys and enclosed track – making Spanco® systems three times easier to operate and control than patented track systems.

For example, an operator moving a 1,000-pound load only needs to use about 10 pounds of force to start its movement and 8 pounds of force to continue its travel. With a 100 to 1 ratio, virtually any of your employees can move heavy materials with ease.

Not only is manual operation easy, it can be much faster than motorized cranes. (But if you're regularly moving 1,000-pound loads, or if you can't walk beside your load due to workplace obstacles, a Spanco TrackBoss™ Tractor Drive offers power travel for your trolley. See page 24.)



End profile of track with trolley wheel; design provides self-centering and self-cleaning

The Spanco V-shaped profile

prevents dust, debris, and ice from accumulating on the track. The self-cleaning V-shape also maintains wheel alignment for end trucks and trolleys by self-centering, so they always glide effortlessly. Plus, the enclosed track continuously protects wheels and ensures minimum friction.

End view of the profile of a trussed track. This 250-pound capacity Spanco Ceiling-Mounted Bridge Crane is used with a vacuum lifter at a flour packaging plant.





Plain Steel Track

Plain Steel Track has the lowest profile; for use with short spans.

Trussed Steel Track spans greater distances between supports. The combination of high-strength to low-weight ratio reduces stress on the support structure.



Trussed Steel Track



Stainless Steel

Track Options

Alu-Track® high performance runways and bridges: see pages 14-17

Steel Track: rolled from ASTM A572, A607, or A715 grade steel; available with enamel, powder, epoxy, or galvanized coatings

Stainless Steel Track: 304 stainless for 500 Series track

Mylar™ Lip Seal: for additional track protection from very heavy dust or paint overspray applications



Alu-Track

Easily install, expand, or relocate

your bridge crane at any time. By simply adding runway sections and additional bridges, your system grows and adapts to your changing production needs. Splice Joints connect the track sections and come with vertical and horizontal adjustment screws for precise alignment of the track sections. Trussed Splice Joints connect the top chord of the truss, linking track sections with precise alignment.



Single Track Splice



Trussed Track Splice

FREESTANDING BRIDGE CRANES



Storage and retrieval of granite countertops is a one-man task using this 2,000-pound capacity Spanco Freestanding Bridge Crane.

INSTALL ALMOST ANYWHERE

Spanco® Freestanding Workstation Bridge Cranes provide highly effective, cost efficient lifting and moving solutions, especially when:

You need flexibility: these bolt-together freestanding systems can be easily relocated, either within your plant or in an entirely new location.

Your roof support is inadequate for a Spanco Ceiling-Mounted Bridge Crane. Typically, a standard 6-inch thick reinforced concrete floor is all that's needed for our freestanding systems.

You do not want a system that has to attach to your building's support columns.

You need the flexibility to readily add runway lengths and bridges – or extend your coverage to multiple work areas – at any time.

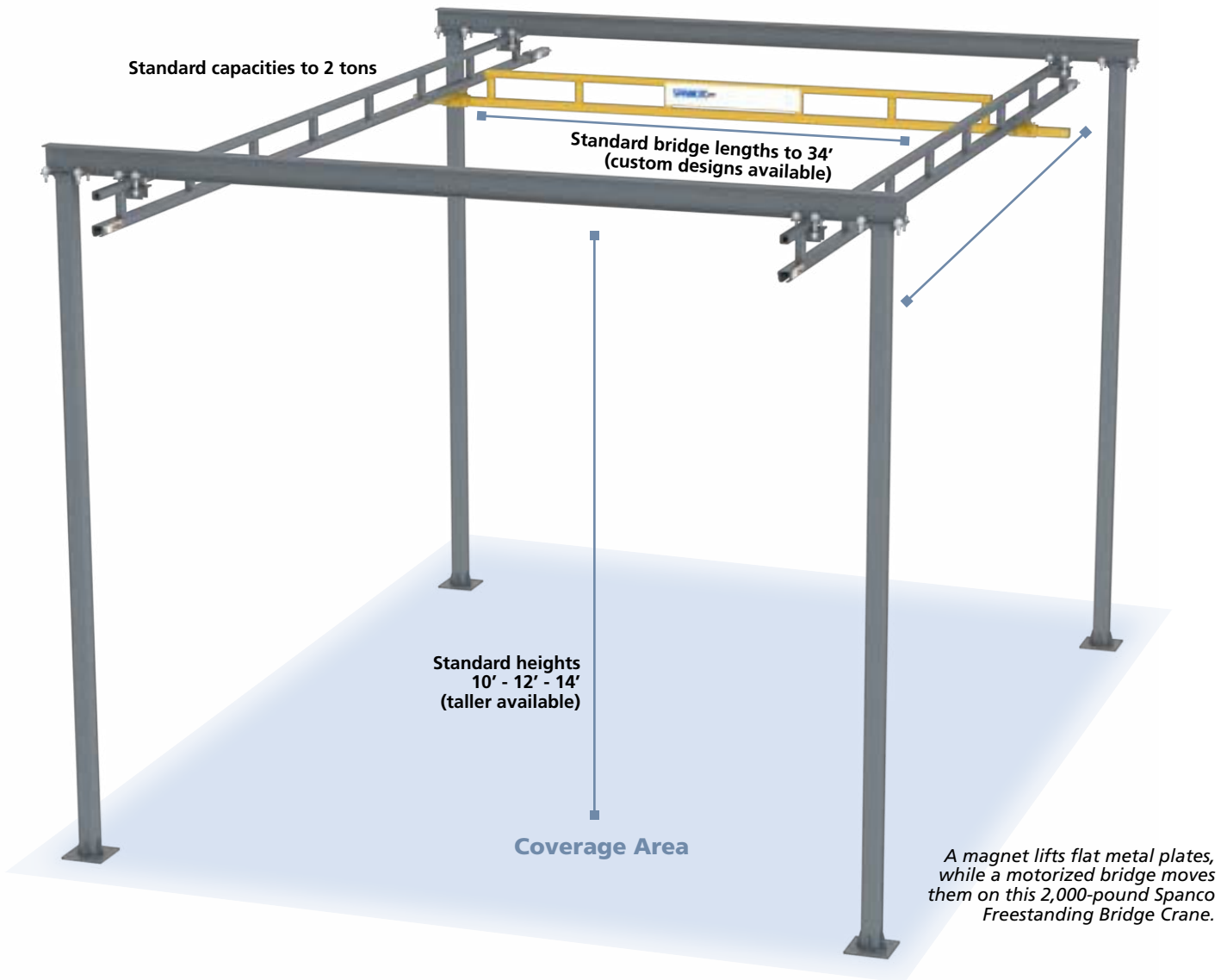
POPULAR CUSTOM SUPPORTS



Inverted-L Columns: Inverted-L columns can be used for applications that require angled headers or uneven columns. These columns don't require a cross header, so the columns on opposite sides don't need to line up.



Save Headroom: A unique option to save headroom is to mount the header beam through the truss of the runway track, if the inside of the truss is tall enough to fit the header. For example, for four-column systems, you can mount the top tube of the runway track to the top of the header and sit the truss between the columns.



SPANCO FREESTANDING BRIDGE CRANES

Capacities: 250 to 4,000 lbs.

Bridge Lengths: 34' Standard;
(Overall) available to 40'

Runway Support Centers: 30' Standard; available to 40'

Runway Lengths: Unlimited with splicing;
53' without splicing

Height: 10', 12', or 14' heights
(Floor-to-Trolley Clevis) (taller available)



CEILING-MOUNTED BRIDGE CRANES

BUILD ON WHAT YOU ALREADY HAVE

Spanco® Ceiling-Mounted Bridge Cranes make the most of your facility and production floor space. By mounting the crane to your existing building structure, you'll save the cost of support columns and headers – while eliminating any interference they might have caused.

Hangs from existing roof beams or trusses.

Requires no system support columns and no attachments to building columns.

Preserves production floor space, so forklifts and other machinery can easily pass beneath the system.

Allows you to readily add runway lengths, bridges, and links to monorail crane systems at any time.

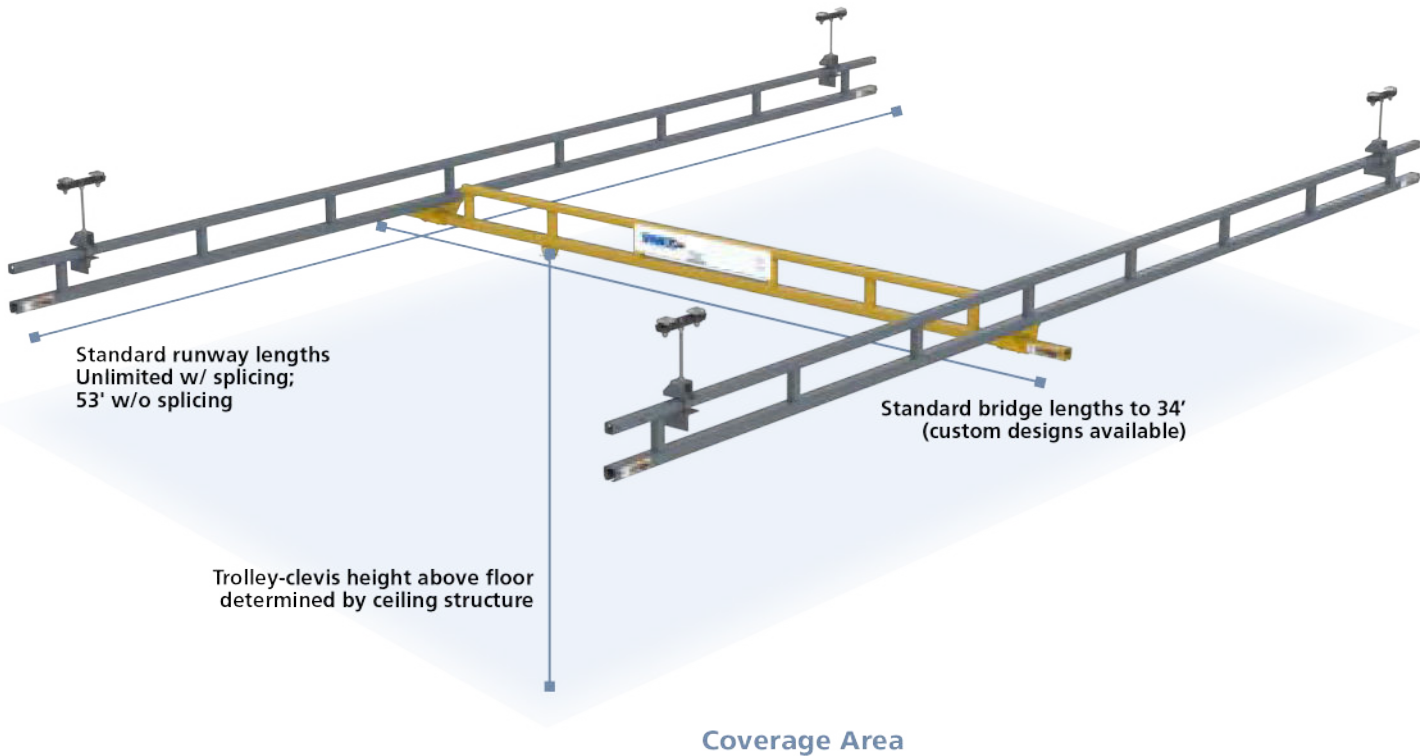


A refrigerator manufacturer using a 250-pound capacity Spanco Ceiling-Mounted Bridge Crane.

Spanco Ceiling-Mounted Bridge Cranes have numerous mounting configurations to adapt to a variety of roof support structures. See page 23 for more information.



Standard capacities to 2 tons



SPANCO® CEILING-MOUNTED BRIDGE CRANES


Capacities: 250 to 4,000 lbs.

Bridge Lengths: 34' Standard;
(Overall) available to 40'

Runway Support Centers: 30' Standard; available to 40'

Runway Lengths: Unlimited w/ splicing;
53' w/o splicing

Height: Determined by ceiling structure &
(Floor-to-Trolley Clevis) application; we recommend as
low as practical to minimize
trolley resistance.



Like all Spanco Bridge Cranes, this ceiling-mounted system is compatible with numerous hoists, manipulators, and balancers. In this plant, a vacuum lifter is used to palletize large sacks of flour.

ALU-TRACK BRIDGE CRANES AND RUNWAYS



A worker uses a 1,000-pound capacity Spanco Alu-Track Bridge Crane to position product in her work area.

OUR MOST AGILE CRANES

For super-responsive crane performance, we make Spanco® Alu-Track® Bridge Cranes and Runways from our lightweight aluminum enclosed track.

Not only are these bridges easier to move, but Alu-Track bridges and runways put less weight on your roof support structure for ceiling-mounted systems, expanding their applicability.

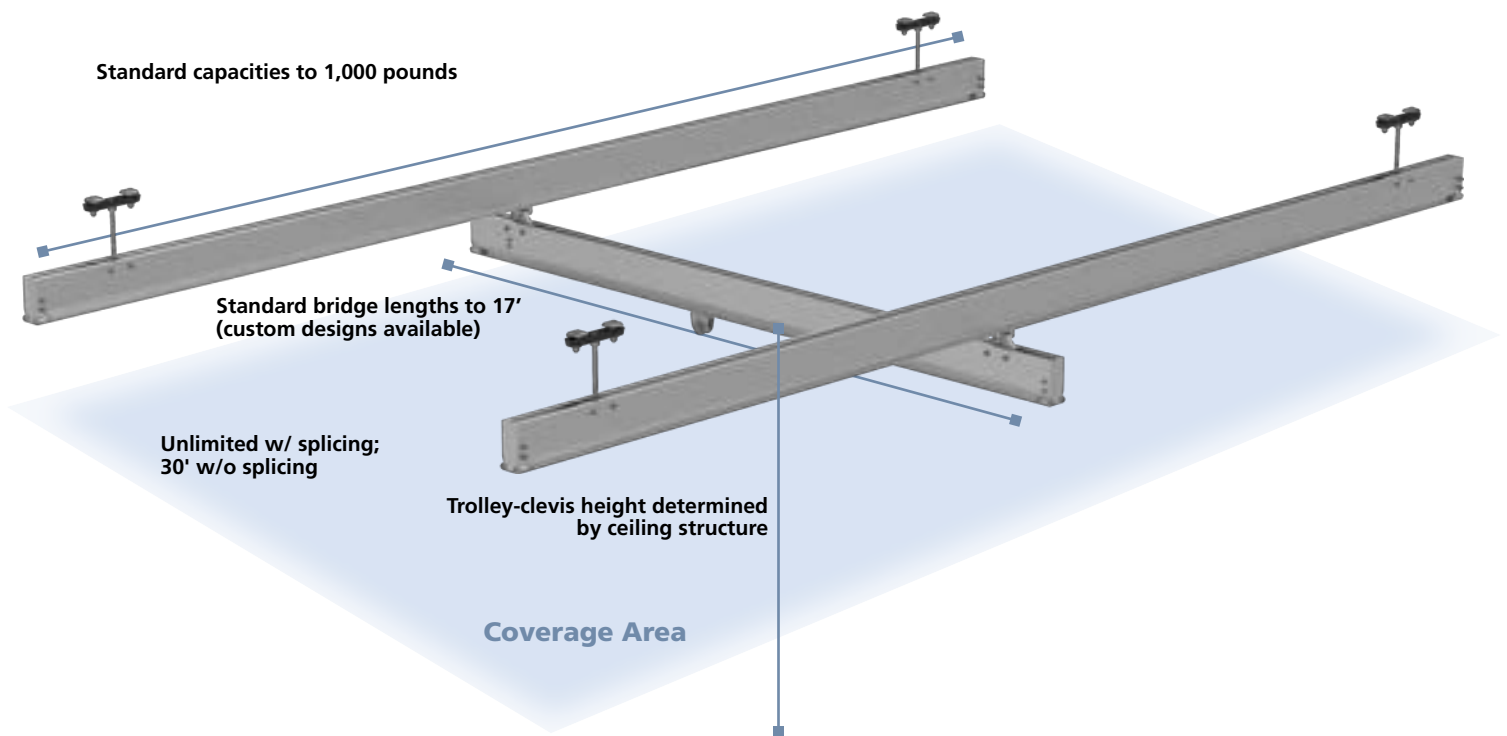
In addition, Alu-Track bridges and runways are highly durable, non-corroding, and maintenance-free, making them suitable for:

- Clean rooms
- Refrigerated areas, including food packaging applications
- Moisture-laden environments
- Acidic environments (but not for base/alkaline)
- R&D labs
- Wherever highly agile cranes are required

TRACK PROFILES AND SERIES

306 Alu-Track: Overall height of 6 inches, with same internal dimensions as the Spanco® 600 Series steel enclosed track. The same internal dimensions allow for interchangeable use of aluminum bridges on steel runways.

306 Alu-Track



SPANCO ALU-TRACK BRIDGE CRANES

Track Applications: Workstation bridge cranes & runways (including monorails)

Material: Extruded, high-strength, 6061-T6 aluminum alloy

Capacities: 250 to 1,000 lbs.

Bridge Lengths: 17' Standard
(dependant on load capacity)

Runway Support Centers: 15' Standard
(dependant on load capacity)

Runway Lengths: Unlimited with splicing;
30' without splicing

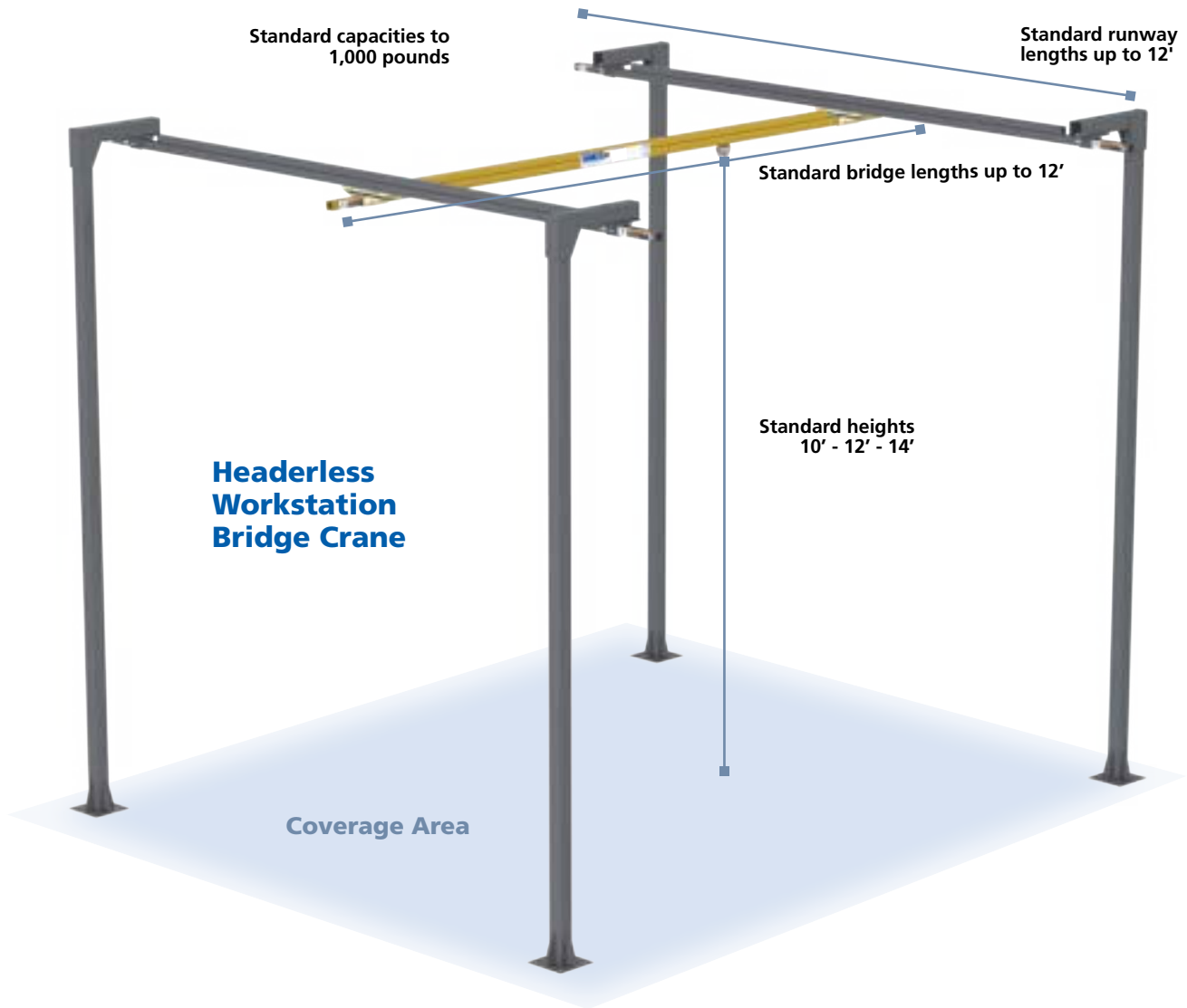
Height: Determined by ceiling structure and application; we recommend as low as practical to minimize trolley resistance.
(Floor-to-Trolley Clevis)



Alu-Track system with aluminum runway and bridge

WORKSTATION BRIDGE CRANES **HEADERLESS** BRIDGE CRANES AND MONORAILS

A SYSTEM FOR YOUR GARAGE, BARN, OR SHOP



HEADERLESS ADVANTAGES

- Lift anything up to 1,000 pounds safely by yourself
- Maximize all of your floor space
- Easily install and relocate

Spanco Headerless Workstation Bridge Cranes and Monorails

provide full lifting coverage and maximize the floor space in your garage, barn, or shop. The system columns fit in the corners of your building without getting in the way of operations. These systems are flush mounted to columns that install easily and can be relocated if needed. Columns require six-inch reinforced concrete for proper installation.



Headerless Workstation Monorail

IDEAL FOR:

Moving equipment and parts on a vehicle, such as an engine, a body of a race car, or a chassis for restoration

Working on outdoor equipment, such as a motorcycle, boat, tractor, snowmobile, golf cart, or four-wheeler

Lifting anything up to 1,000 pounds safely by yourself

NOTE: No modifications are offered at this time. For more information, please contact Spanco at 800-869-2080. Hoist is not included and must be provided by others.

SPANCO HEADERLESS WORKSTATION BRIDGE CRANES AND MONORAILS

Headerless Cranes	Capacities (Pounds)	Bridge Length (Overall)	Trolley-Clevis Height	Runway Lengths	Coverage	Motorization
Headerless Workstation Bridge Crane	100-1,000	8' or 12'	10', 12', or 14'	8' or 12'	Rectangular coverage area	Not at this time
Headerless Workstation Monorail	100-1,000	N/A	10', 12', or 14'	8' or 12'	Along a fixed path	Not at this time

CEILING-MOUNTED MONORAILS

STRAIGHT TO THE POINT

Spanco® Monorails are ideal for production processes that require lifting and moving products along a fixed path, such as machining centers, moving raw materials to workstations, or warehouse-to-warehouse transfer.

These economical monorails are also an excellent alternative for work areas that cannot be serviced by bridge cranes, such as hard-to-reach locations or buildings with high ceilings.

Our monorails have great layout flexibility, including curves, multiple tracks, switches to multiple spurs, and entry/exit sections. And, they can readily connect to other monorail systems to extend coverage to multiple work areas or your entire facility.

Ceiling-Mounted Monorails – Straightforward Installation with Layout Flexibility

Our ceiling-mounted monorails use no floor space or support columns. The monorail tracks can be:

- Flush-mounted parallel to ceiling beams

- Cross-mounted to ceiling beams

- Mounted with any length drop-rods (requires sway bracing), including hangers for slopes up to 14 degrees

- Available with switches, curved track, and other components needed for a complete monorail system

Our Freestanding Monorails are perfect for a variety of different buildings and facilities. Floor-mounted monorails offer more custom features than our other models. These freestanding monorails are perfect when:

- The building structure cannot support a crane

- Ceilings have other obstructions (air ducts, skylights, overhead storage)

- You need a semi-permanent solution due to rental agreements

- You want a customized width and length

- You want to use a floor-mounted monorail in conjunction with a ceiling-mounted system





Standard Capacities to 2 tons

Curved track is available for 500, 600, and 700-Series Track only

Maximum capacity on curves is 1 ton

Trolley-clevis height above floor determined by ceiling structure

SPANCO CEILING-MOUNTED MONORAILS

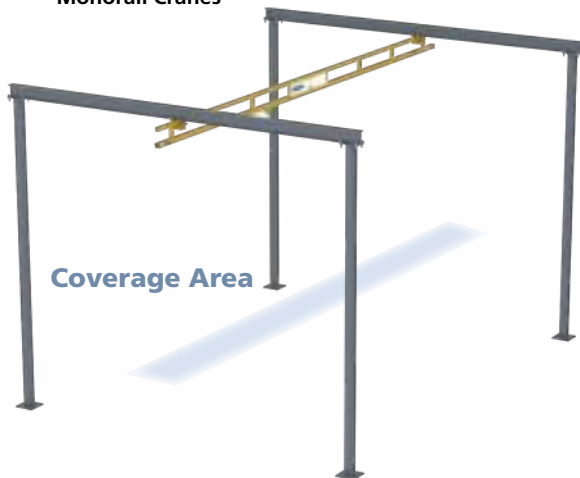
Capacities: 250 to 4,000 lbs.

Runway Lengths: Unlimited w/ splicing; 53' w/o splicing

Trussed Tracks: Steel, stainless steel, or Alu-Track®
(Enclosed tracks)

Height: Determined by ceiling structure and application; we recommend as low as practical to minimize trolley resistance.
(Floor-to-Trolley Clevis)

Freestanding Monorail Cranes



Coverage Area

A OEM of agricultural equipment purchased a 2,000-pound Spanco Ceiling-Mounted Monorail System to navigate long farm implements around columns, machinery, and other obstacles.



WORKSTATION BRIDGE CRANE COMPONENTS


SUPERIOR COMPONENT ENGINEERING



End Stop Bumper



Festoon Section



Cable/Hose Clamp



Cable/Hose Trolley



End Truck



Hoist Trolley

1 End Stop Bumpers with resilient rubber casings for increased impact resistance. Bumpers are through-bolted to the enclosed track and are provided with all systems.

2 Festoon Sections are through-bolted onto an end of a runway to allow stack-up of cable/hose trolleys. Festoon trolleys pass under the through-bolt and into the festoon section.

3 Cable/Hose Clamps attach to one end of the runway (the festooning section) and one end of the bridge. Standard clamp accommodates flat cable, 4 wire, #14 AWG. Optional clamps hold 3/8-inch air hose.

4 Cable/Hose Trolleys convey flat electrical cable or round air hose. Four wheels insure easy rolling. Pivoting clevis provides swiveling action for air hose. Maximum air hose capacity for standard trolleys is 1/2 inch; special trolleys available for larger festooning.

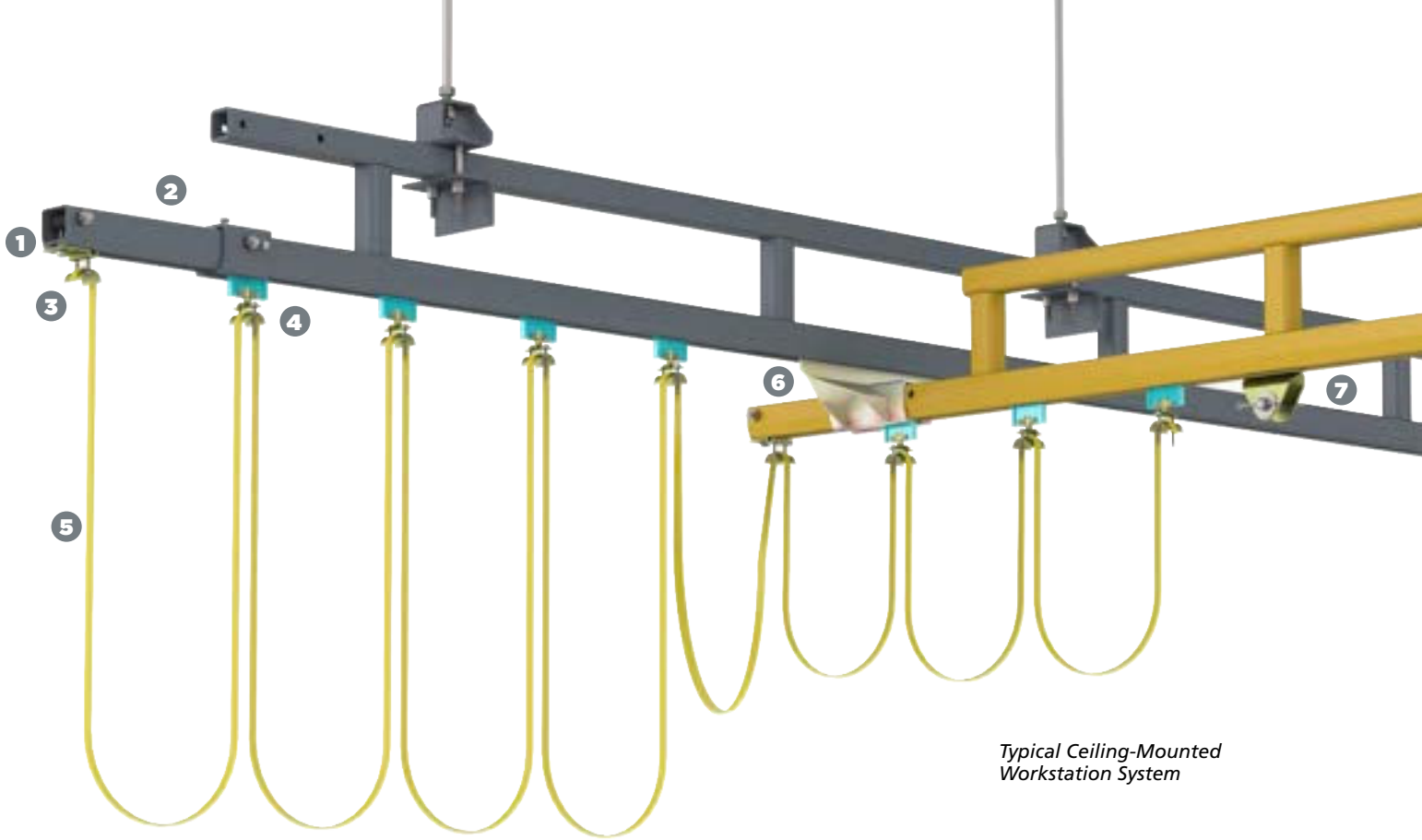
5 Flat Cable Festooning Systems (4 wire, #14 AWG) are supplied with all bridge crane systems. Festoon loops are 18 inches for bridges and 36 inches for runways. Standard festoon trolleys are either air hose or electric festooning available in various sizes.

6 End Trucks carry the bridge along the runways. Horizontal steel guide rollers guard against *crabbing* of the workstation bridge crane.* (Standard zinc dichromate finish)

7 Hoist Trolleys are fabricated from precision-cut steel plate.* (Standard zinc dichromate finish)

**End Trucks and Hoist Trolleys both have quiet, long-lasting, large diameter, polyamide wheels equipped with anti-friction ball bearings. Other available options include steel wheels or bronze wheels with bronze guide rollers for spark resistant applications.*





Typical Ceiling-Mounted Workstation System

Hanger Assemblies:

- A** For *Spanco Ceiling-Mounted Systems* (as shown here), threaded rod hangers are standard, with flush-mount hangers available; see page 23 for more information.
- B** For *Spanco Freestanding Systems*, flush type hangers allow for lateral and longitudinal adjustments.


ENCLOSED TRACK MAINTENANCE EQUIPMENT

Spanco Enclosed Track Maintenance Trolleys

clean the enclosed track on your Spanco system quickly and easily. The trolley is inserted into the runways and bridges, brushing away built-up dirt and debris as they run along the bottom flange of the enclosed track.



724MT



524MT

Maintenance Track Drop-Out

designs are available on a custom basis. Trolleys and end trucks can be inserted and removed from your entire overhead crane system at drop-out section locations along enclosed track bridges or runways.



All maintenance track drop-out sections are made-to-order and customized to the customer's specific needs.

WORKSTATION BRIDGE CRANE SUPPORT SYSTEMS

Freestanding System

FREESTANDING

Freestanding systems are easily installed with the aid of a forklift. Welded steel base plates with gussets provide solid mounting connections between our steel support columns and your concrete floor. All support columns are designed to AISC specifications. All standard Spanco® Freestanding Workstation Bridge Crane systems are designed to comply with IBC seismic requirements for use in all locations of the lower 48 states, including all parts of California and Oregon.



An agricultural equipment manufacturing operation using a freestanding workstation bridge crane with runways supported by steel columns.

CEILING MOUNTED

Standard Threaded Rod Hangers

Spanco Standard Threaded Rod Hanger assemblies are provided with all Ceiling-Mounted Bridge Cranes and Monorail Systems:

Spanco recommends consulting a local professional engineer to satisfy all local codes and ordinances and to determine your building support adequacy. Considerations include your geographical region, snow fall, seismic loading, etc.

Adjustable roof beam clamp for secure fit to horizontal beams. Accommodates flange widths from 2-¼ inches to 8 inches and flange thicknesses from 1/4 inch up to 7/16 inch. Upon request, alternative clamps can be provided for larger beams or for beams sloped up to 14 degrees.

Standard 12-inch threaded rod provided, with longer rods available in 12-inch increments. Threaded rods can be custom cut onsite as needed.

NOTE: Runway spans 20 feet or more require anti-buckling hangers.

Requires sway bracing (see below).

All threaded rods are made from Grade B7 material.

Sway Bracing for Standard Hangers

Sway bracing is required on all threaded rod supported systems to ensure maximum runway rigidity and optimum end truck performance.

Our optional sway brace bracket attaches to our standard rod and track clamp. The bracket holds a one-inch diameter schedule 40 or schedule 80 pipe at a 45-degree angle. The pipe is also available from Spanco.

Flush Clamps for Mounting Runways

Optional hanger assembly for attaching plain or trussed track runways to support steel. Fabricated from structural plate and equipped with two Grade 5 bolts and beam clips. Flush-cross mount and flush-parallel mount are available

Accommodates flange widths from 2-¼ inches to 8 inches and flange thicknesses from 1/4 inch up to 7/16 inch. Larger flange widths and thicknesses available.

NOTE: check that your bridge's intended use will leave sufficient overhead clearance. For example, equipment or hoses rising above the bridge may not clear your support beam.

Other Hanger Options

We offer many other hanger options including sandwich-style hangers and wood joist connections.



Trussed Track Drop Hanger



Sloped Hangers with Drop Rods



Sway Bracing



Flush Clamp -Cross Mount

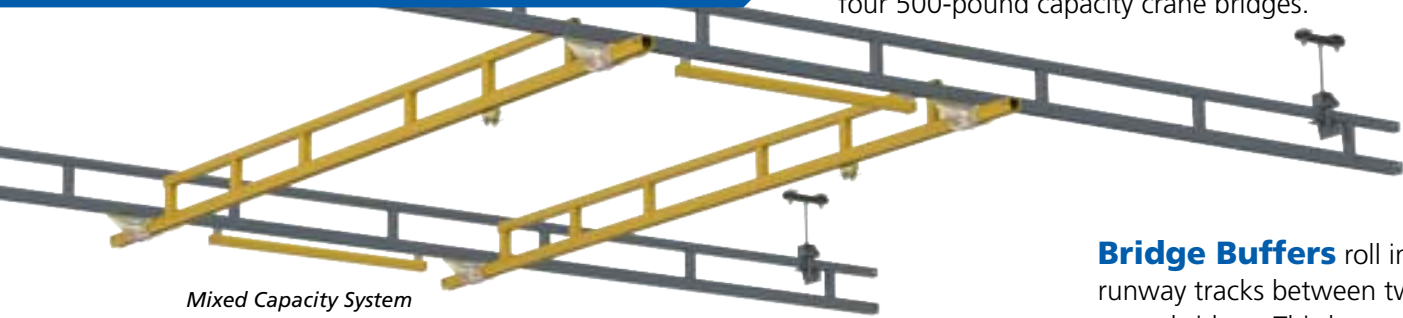


Flush Clamp -Parallel Mount

WORKSTATION BRIDGE CRANE SYSTEM OPTIONS

Mixed Capacity Systems leverage system capability by specifying heavier capacity runways with multiple smaller capacity crane bridges.

For example: a 2,000-pound capacity runway can hold two 1,000-pound capacity crane bridges, or four 500-pound capacity crane bridges.



Mixed Capacity System



Bridge Buffer

Bridge Buffers roll in the runway tracks between two crane bridges. This keeps them separated to avoid overloading the runway's capacity.

TrackBoss™ Tractor Drives motorize the travel of your hoist trolley or bridge crane. Typically specified when loads regularly exceed 1,000 pounds. These drives are also extremely helpful when transporting material into hard-to-reach areas where operator movement is difficult due to machinery, work tables, or other obstacles.



TrackBoss Tractor Drive



Intermediate Bumper placed inside a runway

Intermediate Bumpers are frictionally attached on runways to prevent more than one bridge crane from operating within a set of support centers.

NOT TO BE USED AS END STOPS.

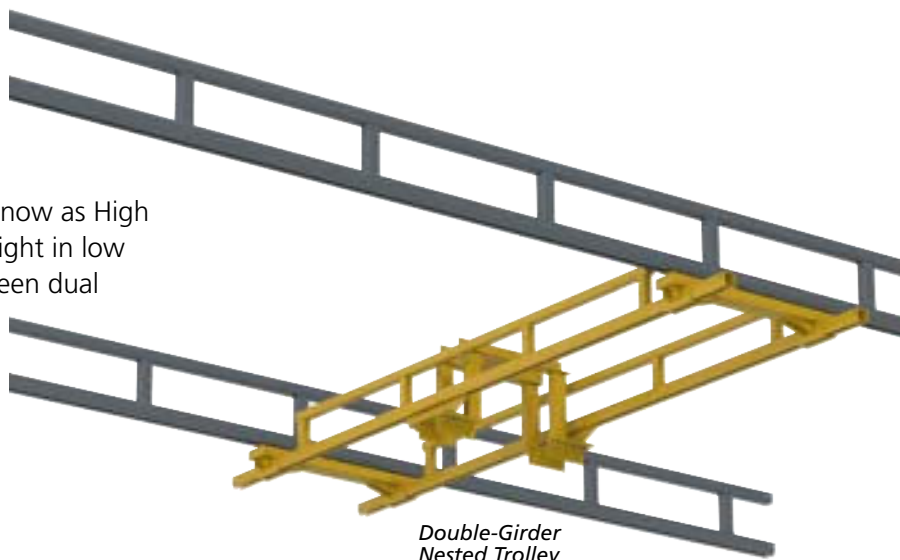


Intermediate Bumper

Double-Girder Nested Trolleys, also known as High Hat or Crab Trolleys, increase the available lift height in low headroom applications. The hoist is nested between dual girders that form a box-shaped assembly that rises above a set of parallel, connected bridges.



Double Girder End Trucks




Double-Girder Nested Trolley

Duct-O-Bar™ * Electrical Connections use a solid electrical bar and brushes in conduit as an alternative to festooning cables. The connections run adjacent to the enclosed track on runways or bridges.



Duct-O-Bar™ unit



Duct-O-Bar™ installation

Box Tracks allow festooning cables/hoses to run in their own box track, typically positioned out-of-the-way, above the runway or bridge.

Vacuum Hose Trolleys provide effortless movement of vacuum hoses. Features anti-kick-up rollers and Velcro straps to festoon hose for vacuum lifters.

NOTE: Systems using vacuum hose trolleys require the system capacity to be derated by 50 percent. See page 7 for more information.

Steel Wheels for trolleys and end trucks are also available with zinc dichromate-plated finish or stainless.

Bronze Wheels for trolleys and end trucks feature bronze guide rollers for *spark resistant* applications.

*Duct-O-Bar is a trademark of the Duct-O-Wire Company.

NOTE: Vacuum hose trolleys are size and system specific.



Steel Wheels



Bronze Wheels



Vacuum Hose Trolley

WORKSTATION BRIDGE CRANE SYSTEM OPTIONS

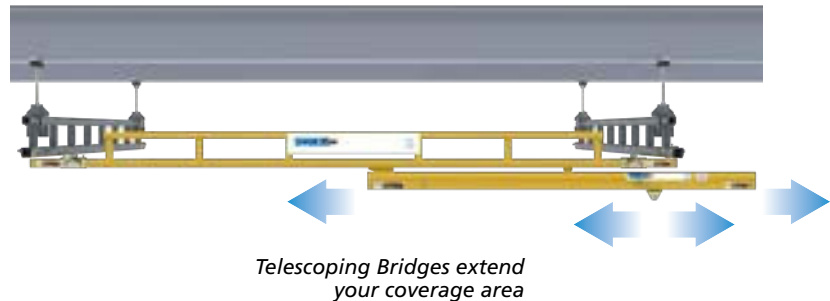


EXTENDED CRANE COVERAGE

For bridge cranes that extend beyond your runways, we can engineer systems using the following designs:

Telescoping Bridges: provide extended crane reach, allowing you to easily place parts into machinery or into a neighboring workstation or bridge crane system. The telescopic bridge cranes also allow you to reach beyond support columns and under mezzanines.

Anti-kick-up wheels keep the telescoping bridge's movement smooth, even when carrying up to 2,000 pounds. Spanco® Telescoping Bridges use steel wheels that provide effortless travel and an easy lifting experience. Visit Spanco.com to watch our telescoping bridge in action!



Bridge-Mounted Articulating Jib Crane

Bridge-Mounted Articulating Jib Crane

An articulating jib crane can be mounted to a workstation bridge to provide extended reach beyond runways and to move loads around obstacles or into machinery. Spanco Bridge-Mounted Articulating Jib Cranes also provide 360-degree rotation and extensive headroom and clearance—both below and above the boom. These articulating jibs can support nearly any type of manipulator, balancer, or hoist.

WORKSTATION BRIDGE CRANES WARRANTIES & WARNINGS

PRODUCT WARRANTY COVERAGE

Spanco, Inc. warrants its products to be free from defects in material and workmanship as follows:

Manual Systems and Equipment: Ten Years

Motorized Systems and Equipment and Paint and Finishes for Non-Aluminum Components: Two Years

Ten-Year Warranty Coverage:

Defects in equipment material and workmanship of manual systems and equipment

Only applies to the wearable wheels on workstation bridge crane end trucks and hoist trolleys

Spanco, Inc. warrants its manual workstation bridge crane, jib crane, and gantry crane products to be free from defects in material and workmanship for a period of ten (10) years or 20,000 hours, commencing on the date of shipment to the first retail purchaser. This warranty extends only to parts that are not subject to normal wear and tear from use (nonwearable), with the exception that it does apply to the wearable wheels supplied on manually operated workstation end trucks and hoist trolleys.

Two-Year Warranty Coverage:

Defects in equipment material and workmanship of motorized systems and equipment

Paint coatings and finishes for non-aluminum components

Spanco, Inc. warrants motorized equipment to be free from defects in material and workmanship for a period of two (2) years or 4,000 hours, commencing on the date of shipment to the first retail purchaser. Spanco, Inc. warrants its paint and finishes for a period of two (2) years. Warranty claims related to coatings must be accompanied by documentation of the product's application and environmental conditions from time of delivery to time of claim.

WARRANTY TERMS & CONDITIONS

All warranty claims must be approved by Spanco before any work is performed. Spanco's obligation under this warranty is limited to the replacement or repair of Spanco products at the factory or separate location approved by Spanco. **Other than the above mentioned warranty, Spanco will not honor any other warranties—whether expressed, implied, or statutory—and disclaims any warranties of merchantability or fitness for a particular purpose.** Spanco has the right to reject any warranty claim due to harsh and/or inappropriate environmental conditions.

Spanco Is Not Liable for:

Indirect, incidental, or consequential damages including lost profits, operating costs, loss of production, or travel expenses

Components or accessories not manufactured by Spanco

Defective equipment or system failure caused by misuse, negligence, and improper installation or maintenance

Equipment that has been used in excess of its rated capacity or beyond its service factors

Rework and modification of any equipment that has been altered without Spanco's written authorization

Freight charges and damage incurred by freight carriers

Any loss, injury, or damage to persons or property resulting from failure or defective operation of material or equipment

Reimbursement Disclaimer:

Written notice of any claimed system defect must be given to Spanco within ninety (90) days of shipment.

All requests for reimbursement must be accompanied by proper documentation.

Reimbursement is provided in the form of a credit unless otherwise approved by Spanco management.

Reimbursement for labor will be provided at a maximum rate of \$75 per hour.

All reimbursement is subject to approval by Spanco management.

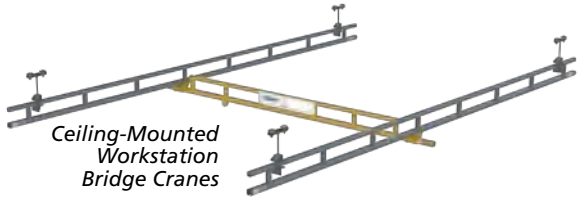
SPANCO FAMILY OF LIFTING SOLUTIONS



Lightweight and Portable Aluminum Gantries



Versatile Steel Gantry Cranes



Ceiling-Mounted Workstation Bridge Cranes



Monorails



Freestanding Workstation Bridge Cranes



Wall-Mounted Jib Cranes

To learn more about Spanco's full line of material handling products, including Jib Cranes, Gantry Cranes, and Workstation Bridge Cranes, please visit Spanco.com.



Freestanding Jib Cranes



WORKSTATION BRIDGE CRANES NEXT STEP